

Using Playwaze

April 2023

- Free access is via Google Chrome (Playwaze does not support IE browser)
- Search for Playwaze <https://www.playwaze.com/discover> and click the register – search for the HADTL community
- The App is chargeable - you can only view data without incurring a fee. In order to have edit functionality using the App, then this is chargeable to the user. Feedback suggests that it is easier to use the desktop version plus it's free.
- Different ways to set up an account:

Receive link with HADTL community code

<https://playwaze.com/ConfirmInvitation?token=hudd5693>



Registration

Enter Email address, and name.

Once registered you will be directed to the HADTL dashboard.



HADTL

The screenshot shows two panels. The left panel, titled 'LEAGUES (3)', lists 'Ladies HADTL Division 5 only', 'Mens HADTL', and 'Ladies HADTL'. The right panel, titled 'TEAMS (83)', lists 'Batley ITI LA', 'Batley ITI A', 'Batley ITI B', 'Batley ITI C', 'Batley ITI LB', 'Cleckheaton A', and 'Cleckheaton B'. Both panels have a 'View' button.

It is important that all your team players are registered before you set up your team information. You cannot pick a player and add them to your team if the player does not exist in the system. To invite new players, click on +Invite icon and add their email – they will receive email with link to register

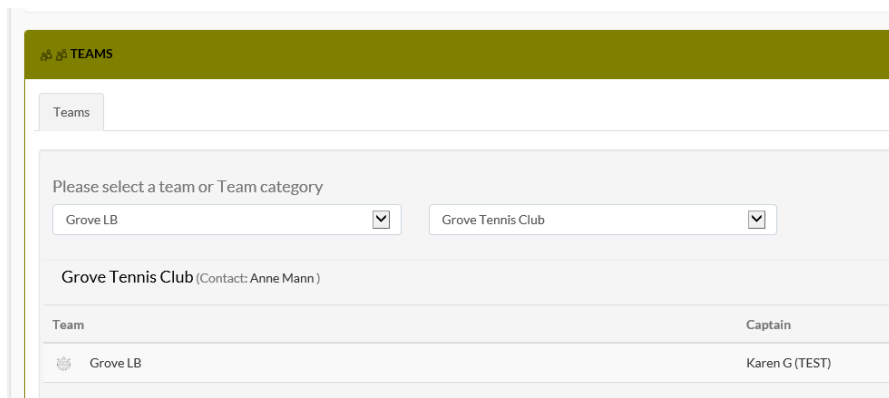
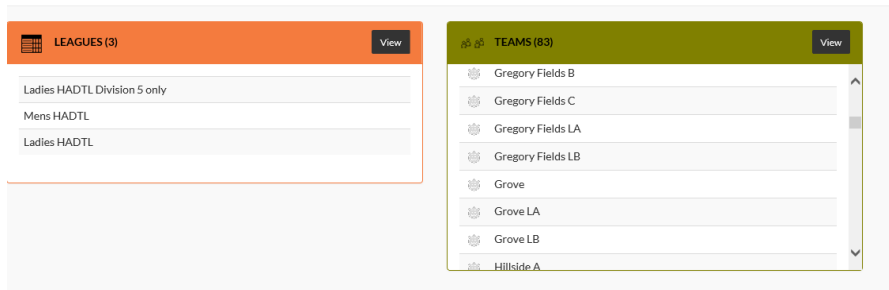
The screenshot shows the Playwaze app interface. A dialog box titled 'Invite via Email' is open, with an 'Email:' field and a green 'Send Invites' button. Below the dialog, there is an 'Invite via Link' section with a 'Copy Link' button. In the background, the app shows the 'HADTL' community page with 1122 members and a '+ Invite' button. An arrow points from the text above to the '+ Invite' button.

To add players – select the members tab

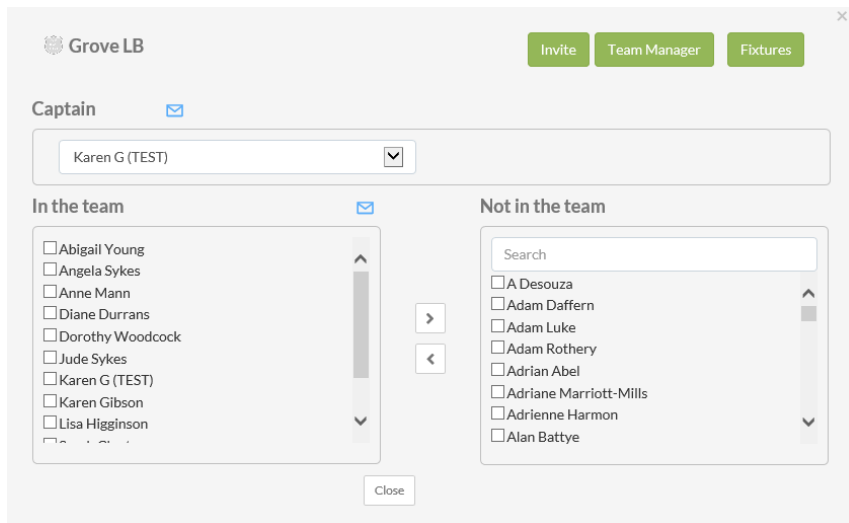
The screenshot shows the app's navigation menu with the following items: Home, Activities, Fixtures, News Feed, Diary, Members, Groups, Teams, About Community, and Help Guide. A black arrow points to the 'Members' item.

Once your players have registered, then you can start to populate your team with players.

Click on the relevant team (remember you will only have permission for the team that you have been assigned as captain) (you must have registered in the first instance to be granted Captain permissions)



Click on the team name - a pop up box will be displayed, where players can be added or removed.



Use the right/left arrows to add or remove players, confirmation of changes saved will appear on screen.

Once players have been added to the teams, then they can be picked from a drop down list when inputting results, which need to include sets and pairings.

Entering Results

Click on either the Men's league or ladies league and select the relevant Division.

SEASON 3 OF LADIES HADTL

1 2 3 4 5 Fixtures Details Actions + Results

Ladies HADTL

Position	Name	Played	Won	Lost	Drawn	Sets +	Sets -	Sets	Points
1	Shepley LA	0	0	0	0	0	0	0	0
2	Thongsbridge LA	0	0	0	0	0	0	0	0
3	Huddersfield LA	0	0	0	0	0	0	0	0
4	Batley ITI LA	0	0	0	0	0	0	0	0
5	Holmfirth LA	0	0	0	0	0	0	0	0
6	Rastrick LA	0	0	0	0	0	0	0	0
7	Denby Dale LA	0	0	0	0	0	0	0	0
8	Thongsbridge LB	0	0	0	0	0	0	0	0

Help

Then select the results button



Select the relevant fixture from the matrix.

FIXTURES FOR SEASON 3 OF LADIES HADTL

1 2 3 4 5 Fixtures Details

	Grove LB	Gregory Fields LB	Huddersfield LD	Holmfirth LB	Shepley LB	Denby Dale LB
Grove LB		24 Jun	08 Jul	06 May	15 Jul	10 Jun
Gregory Fields LB	29 Apr		05 Aug	03 Jun	10 Jun	13 May
Huddersfield LD	15 May	19 Jun		10 Jun	22 Jul	24 Jul
Holmfirth LB	01 Jul	22 Jul	29 Jul		05 Aug	29 Apr
Shepley LB	20 May	29 Jul	03 Jun	17 Jun		01 Jul
Denby Dale LB	29 Jul	08 Jul	20 May	24 Jun	29 Apr	

The fixture information will appear in a separate window. (Example below)

Enter the players and click the “update players” button:

Date	Time	Home	Venue	Venue Notes
24-06-2019	hh:mm	Grove LB		

Grove LB Captain: Karen G (TEST)	Gregory Fields LB Captain: Rita Butterfield
<input type="text" value="Diane Durrans"/>	<input type="text"/>
+	+
<input type="text" value="Anne Mann"/>	<input type="text"/>
+	+
<input type="text"/>	<input type="text"/>
+	+
<input type="text"/>	<input type="text"/>
+	+
<input type="text"/>	<input type="text"/>

Then enter each set score including pairs:

Doubles

Grove LB	<input type="text"/>	Vs	<input type="text"/>	Set 1	Set 2
				-	-
Gregory Fields LB	<input type="text"/>		<input type="text"/>	-	-

Grove LB	<input type="text"/>	<input type="text"/>	Set 1	Set 2
			-	-

Finally select the calculate result button

Match Result

Grove LB	Sets	Winner	Walkover	Draw
	-			
Gregory Fields LB		Winner	Walkover	
	-			

If required notes can be added to the result. Don't forget to click SAVE